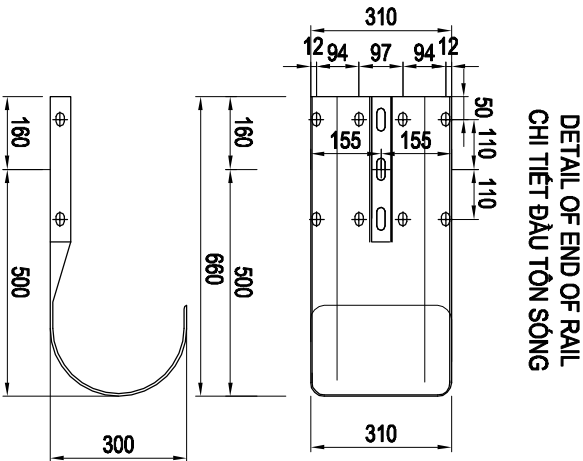
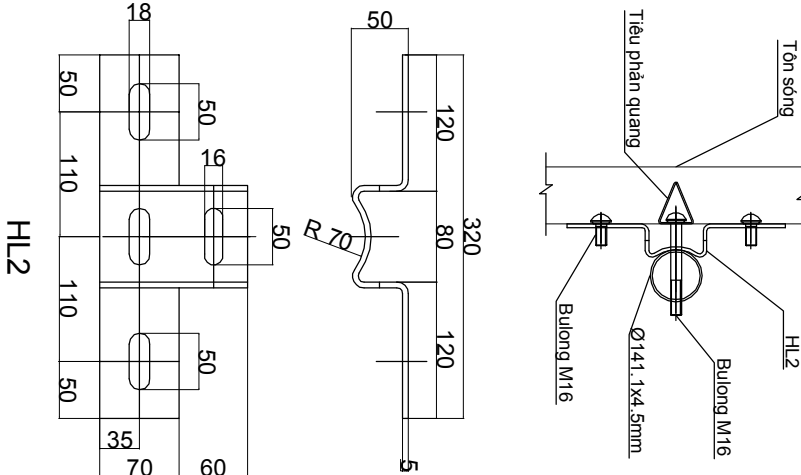
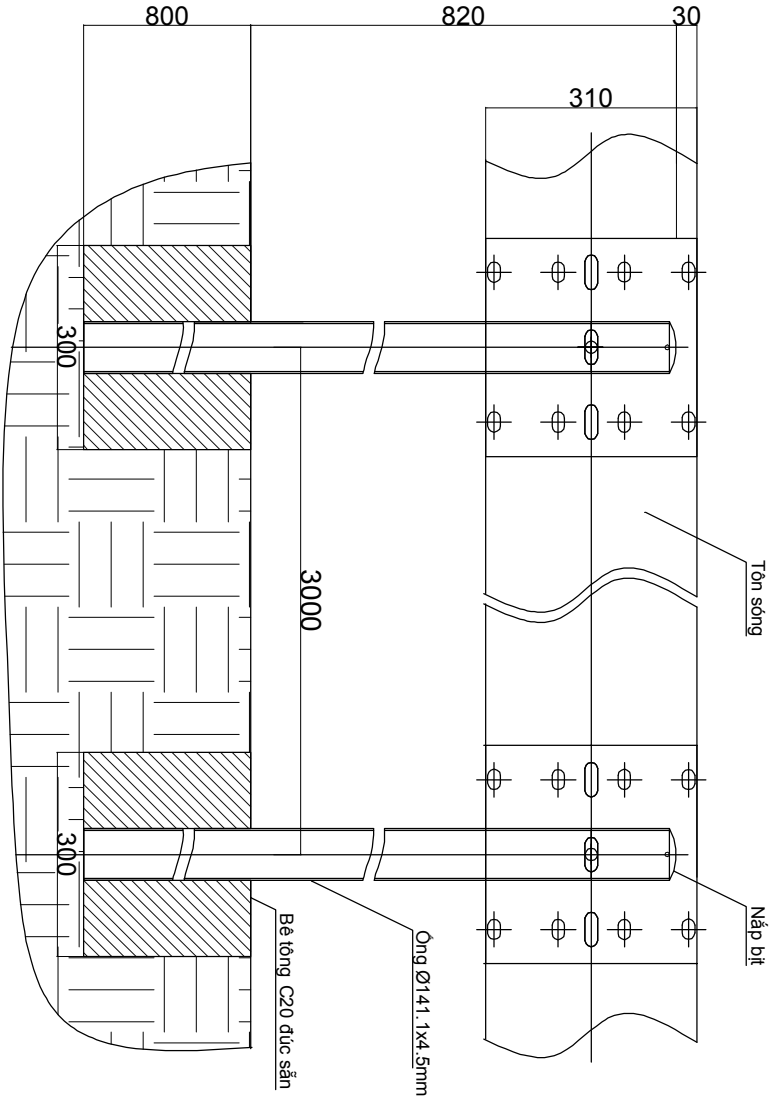
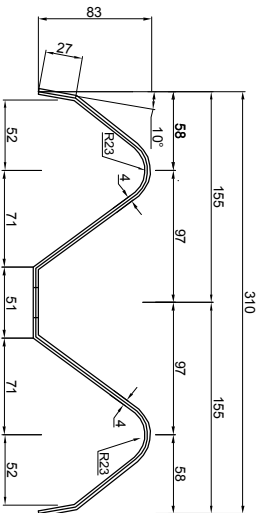


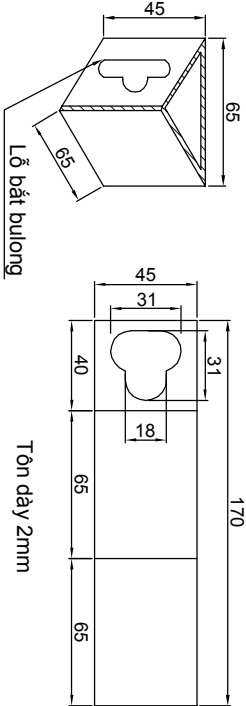
DETAILS OF GUARDRAIL TYPE 1B/ CHI TIẾT LAN CAN TÒN SÔNG LOẠI 1B



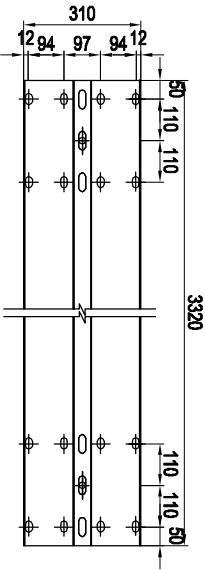
CROSS SECTION OF GUARDRAIL



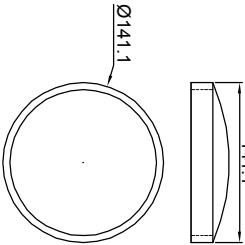
DELINEATOR DETAIL



DETAIL OF RAIL / CHI TIẾT TÒN SÔNG



COVER END
NẮP BÍT



NOTES / GHI CHÚ:

- ALL DIMENSIONS ARE IN MILLIMETER UNLESS OTHERWISE INDICATED.
- TẤT CẢ CÁC KÍCH THƯỚC GHI TRONG BẢN VẼ ĐƠN VỊ LÀ MILLIMET. TRỪ KHI BƯỚC CHỈ RA CỤ THỂ
- APPLIED IN THE HARD ROCK LOCATIONS WHICH TYPE 1 CAN NOT BE USED.
- ÁP DỤNG TẠI CÁC VỊ TRÍ NỀN ĐÁ CỨNG KHÔNG SỬ DỤNG DẠNG LOẠI 1.

MINISTRY OF TRANSPORT VIETNAM

ENGINEERING DESIGN CONSULTANT

DA NANG-QUANG NGAI EXPRESSWAY DEVELOPMENT PROJECT

Package: 14B1 Section: Km065+000 - Km099+500.00

CLIENT
PROJECT MANAGEMENT
CONSULTANT
VIETNAM EXPRESSWAY
CORPORATION
UNIT NO.85

The Joint Venture of
Nippon Koei Co., Ltd.
Nippon Engineering Consultants Co., Ltd.
Chodai Co., Ltd.
Thai Engineering Consultants Co., Ltd.

PREPARED BY
NAME
SIGNATURE
DATE
CHECKED BY
HOANG DUC CHAU TAKAYASU INAGAI
APPROVED BY
LISHIMOTO
SCALE
AS SHOWN
DRAWING NO.
REV. NO.

PKG14B1-M1-MISC-120
2